


## ECS-5718/5725 SMD CLOCK OSCILLATOR



The ECS-5718 (1.8V) and ECS-5725 (2.5V) miniature oscillators. The miniature, very low profile leadless ceramic package is ideal for today's SMD manufacturing environment.

SMD  
1.8V & 2.5 V Versions  
5 x 7.5 mm Footprint  
Extended Temp Range Option

### PART NUMBERING GUIDE "EXAMPLE"

ECS	SERIES	FREQUENCY ABBREVIATION	STABILITY	Extended Temp (Option)
ECS	- 5725	- 160	- A	- N

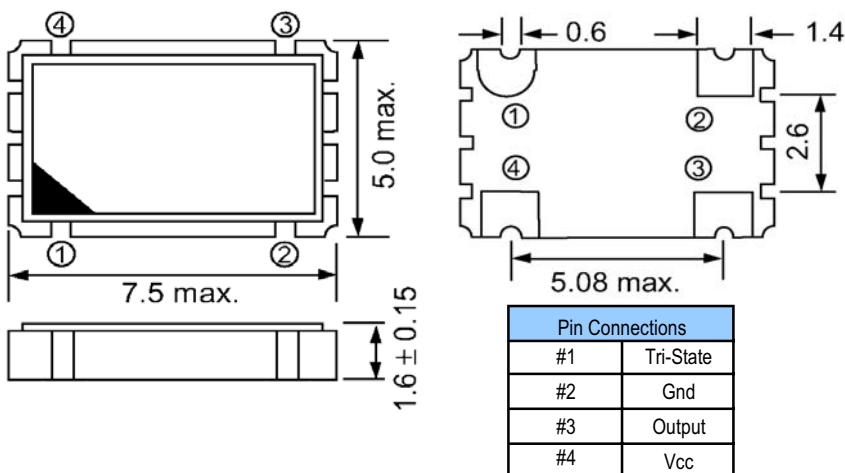
Sample Part Number: ECS-5725-160-AN

### OPERATING CONDITIONS/ELECTRICAL CHARACTERISTICS

PARAMETERS	CONDITIONS	ECS-5718 (1.8V)			ECS-5725 (2.5V)			UNITS
		MIN	TYP	MAX	MIN	TYP	MAX	
Frequency Range		1.000		125.000	1.000		125.000	MHz
Frequency Stability *	Option A			± 100			± 100	PPM
	Option B			± 50			± 50	PPM
	Option C			± 25			± 25	PPM
Operating Temperature	Standard	0		+70	0		+70	°C
	Extended (N Option)	-40		+85	-40		+85	°C
Storage Temperature		-55		+125	-55		+125	°C
Input Voltage		+1.62	+1.8	+1.98	+2.25	+2.5	+2.75	V DC
Input Current	1.000 MHz to 23.999 MHz			10			12	mA
	24.000 MHz to 49.999 MHz			12			15	mA
	50.000 MHz to 69.999 MHz			15			20	mA
	70.000 MHz to 125.000 MHz			25			30	mA
Output Symmetry	at ½ Vcc level	40/60		60/40	40/60		60/40	%
	at ½ Vcc level (T Option)	45/55		55/45	45/55		55/45	%
Rise and fall Times	10% Vcc to 90% Vcc			5			6	ns
"0" Level				Vcc *0.1			Vcc *0.1	Vdc
"1" Level		Vcc *0.9			Vcc *0.9			Vdc
Output Load	HCMOS			30			30	pF
Start-Up Time				10			10	ms

\* Inclusive of 25°C tolerance, operating temperature range, input voltage change, load change aging, shock and vibration

### PACKAGE DIMENSIONS (mm)



Tri-State Control Voltage	
Pin #1=Open	#3 = Output
Pin #1=1 Level	#3 = Output
Pin #1=0 Level	#3=High Impedance

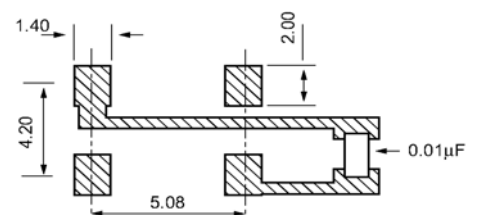


Figure 1) Top, Side and Bottom Views

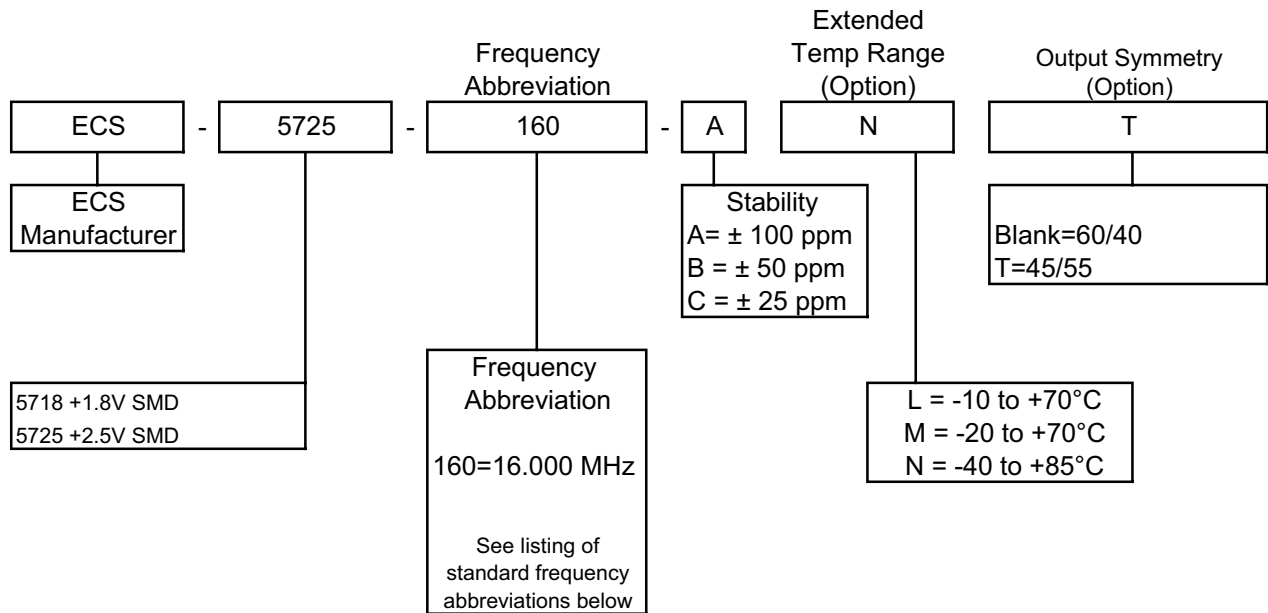
Figure 2) Land Pattern



## ECS-57218/ECS-5725

### Part Numbering Guide

Sample Standard P/N: ECS-5725-160-A  
 Sample Custom P/N: ECS-5725-160-ANT



#### Standard Frequency Abbreviations

Frequency	Frequency Abbreviation
1.000 MHz	-010
1.8432 MHz	-018
3.579545 MHz	-035
3.6864 MHz	-036
4.000 MHz	-040
4.9152 MHz	-049
6.000 MHz	-060
7.3728 MHz	-073
8.000 MHz	-080
9.8304 MHz	-098.3
10.000 MHz	-100
12.000 MHz	-120
13.000 MHz	-130
14.31818 MHz	-143
14.7456 MHz	-147.4
16.000 MHz	-160
16.384 MHz	-163

Frequency	Frequency Abbreviation
19.6608 MHz	-196.6
20.000 MHz	-200
24.000 MHz	-240
25.000 MHz	-250
27.000 MHz	-270
30.000 MHz	-300
32.000 MHz	-320
33.333 MHz	-333.3
40.000 MHz	-400
50.000 MHz	-500
66.000 MHz	-660
66.666 MHz	-666
80.000 MHz	-800
100.000 MHz	-1000
106.250 MHz	-1062
125.000 MHz	-1250

ECS, INC. INTERNATIONAL 1105 S. Ridgeview, Olathe KS 66062 · 913-782-7787 · Fax 913-782-6991 · WWW.ECSXTAL.COM